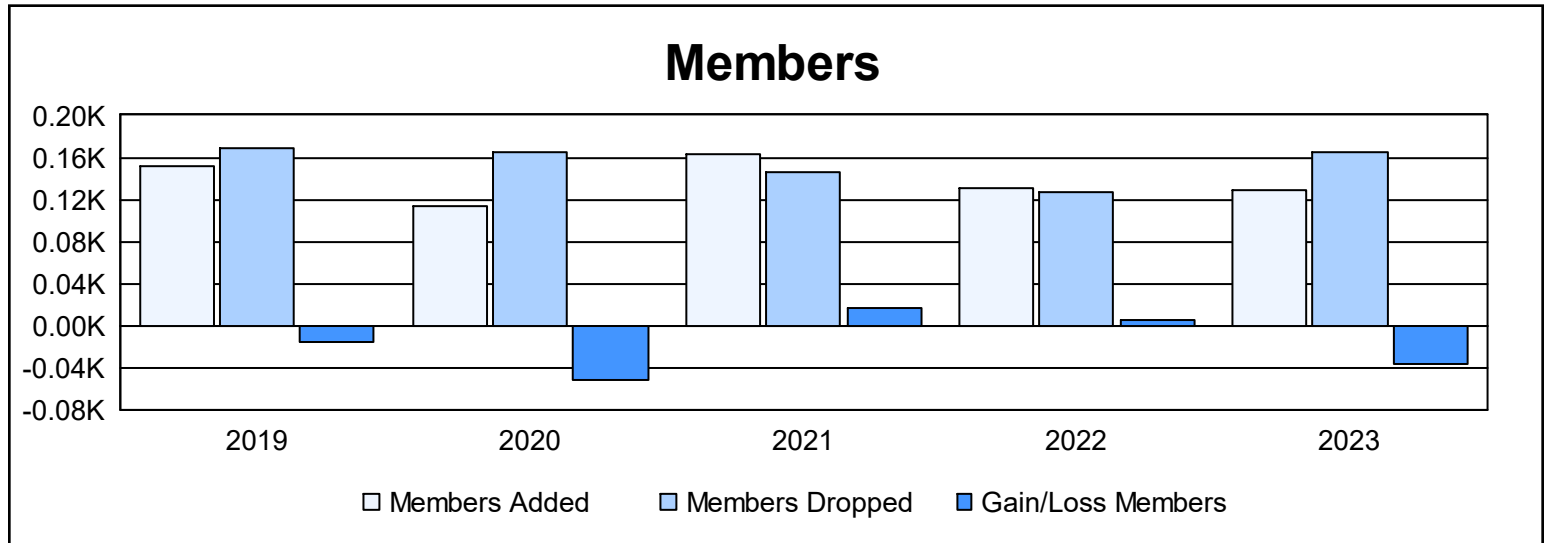
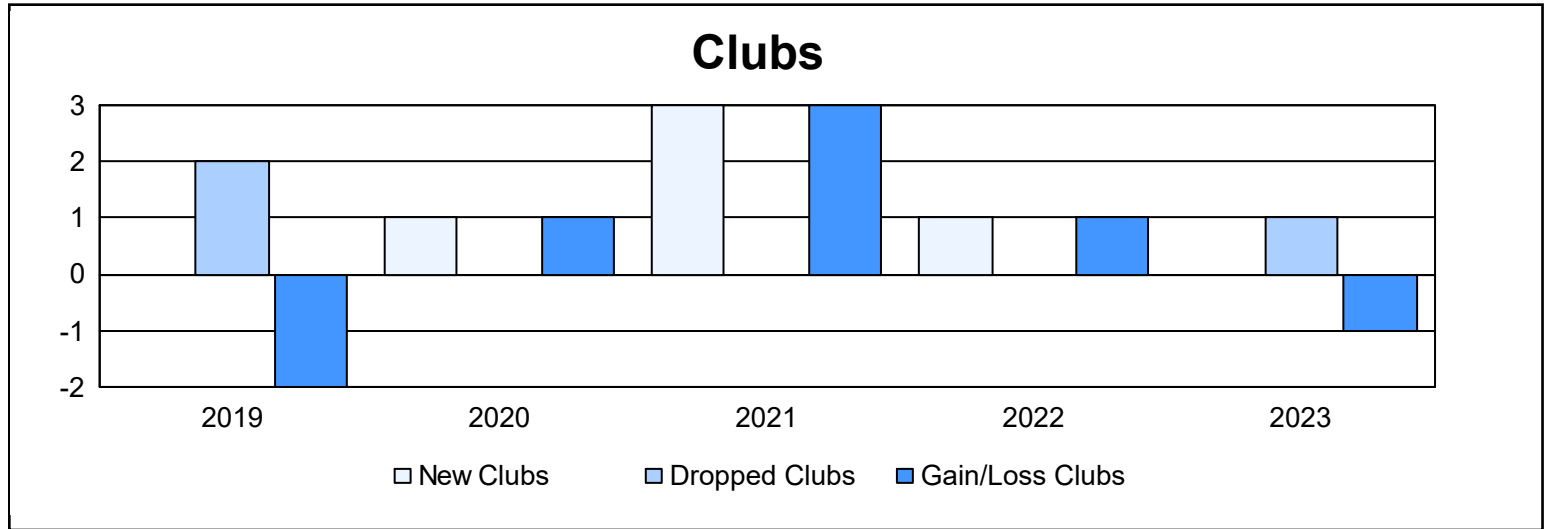
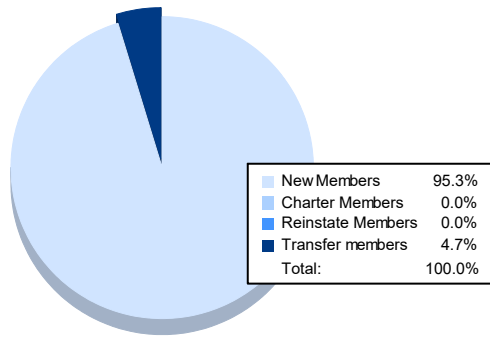


Year	New Clubs	Dropped Clubs	Gain/ Loss Clubs	New Members	Charter Members	Reinstate Members	Transfer Members	Total Member Added	Total Members Dropped	Gain/ Loss Members
2018-2019	0	2	-2	118	0	0	34	152	168	-16
2019-2020	1	0	1	83	23	4	4	114	165	-51
2020-2021	3	0	3	74	83	2	3	162	146	16
2021-2022	1	0	1	99	23	2	7	131	126	5
2022-2023	0	1	-1	122	0	0	6	128	165	-37
<b>Average</b>	<b>1</b>	<b>1</b>	<b>0</b>	<b>99</b>	<b>26</b>	<b>2</b>	<b>11</b>	<b>137</b>	<b>154</b>	<b>-17</b>



### Membership Composition June 2023 Cumulative



### Gender Composition June 2023 Cumulative

